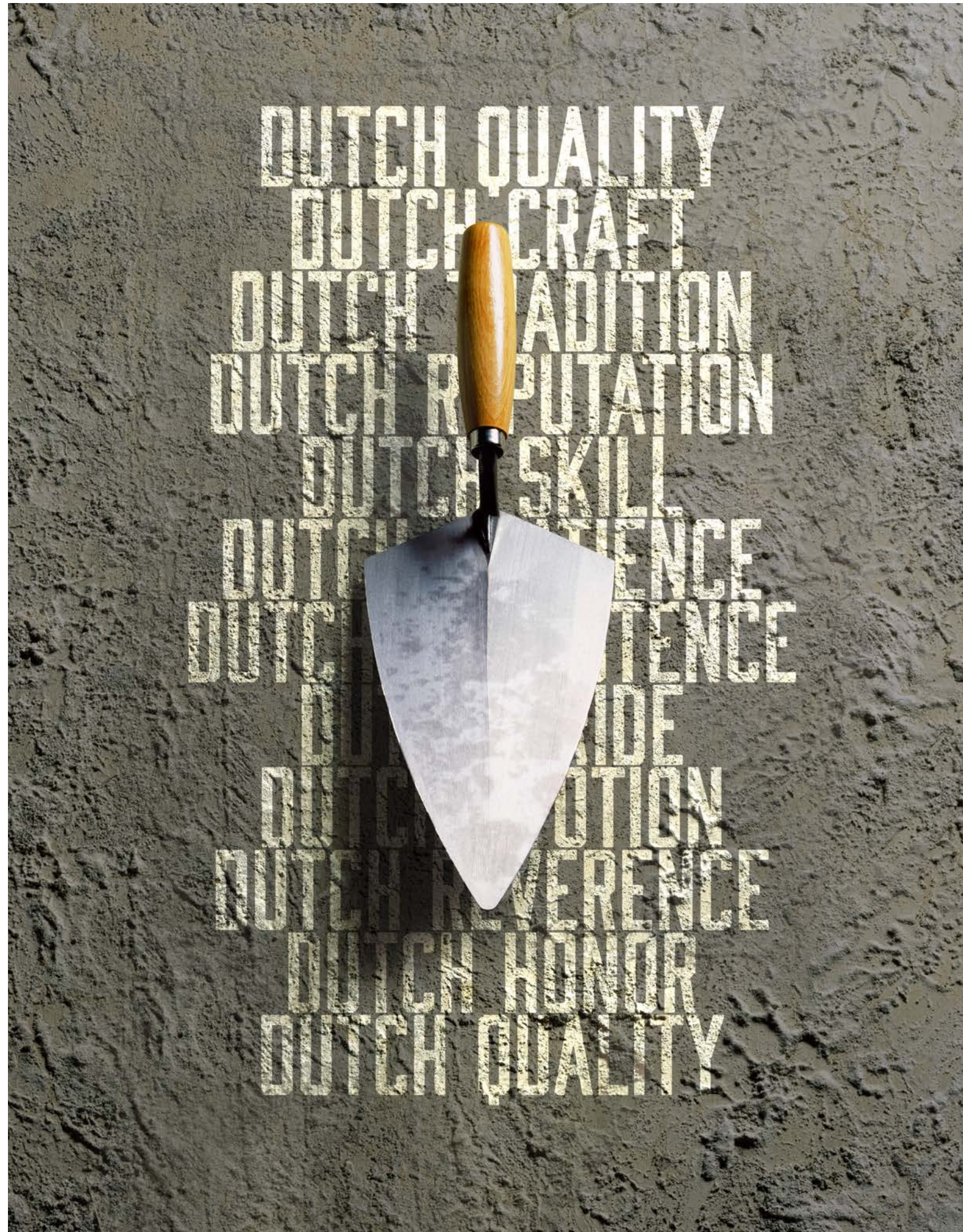




**DUTCH QUALITY STONE®**

CRAFTSMANSHIP BORN OF TRADITION





## PRODUCTS

Tuscan Ridge . . . . .	8
Weathered Plank 4 . . . . .	10
Weathered Plank 6 . . . . .	11
Dry Stack . . . . .	12
Ledgestone . . . . .	14
Weather Ledge . . . . .	16
Limestone . . . . .	18
Fieldstone . . . . .	20
Stack Ledge . . . . .	22

## INTERIOR / EXTERIOR / COMMERCIAL

Design Inspiration . . . . .	24-31
------------------------------	-------

## ACCESSORIES

Hearthstones . . . . .	34
Mantels & Brackets . . . . .	35
Window Trim . . . . .	36
Keystones . . . . .	37
Sills . . . . .	37
Capstones . . . . .	38
Quoins . . . . .	40
Utility Accents . . . . .	40
Miscellaneous . . . . .	40

## ADDITIONAL RESOURCES

Accessory Colors . . . . .	41
Color Selection Guide . . . . .	41
Profile Index . . . . .	42
Warranty . . . . .	45



## WHAT IS “DUTCH” QUALITY?

It is craft shaped by a code. A way jobs are done. And a devotion to doing them. With patience and persistence. Reverence and honor. Amish values and a pioneer's spirit.

A belief in hard work, tempered skills and straightforward solutions. Good boots, frank talk and calloused hands.

A belief in beauty and quality and value. In perfect, balanced measures.

A belief shared by every mason and yardhand. Every soul who builds with us and backs us up. Forging a common bond that isn't all that common anymore.

Dutch Quality is our name, but it is so, so much more. It is a pledge. It is our word. And it is set in stone.



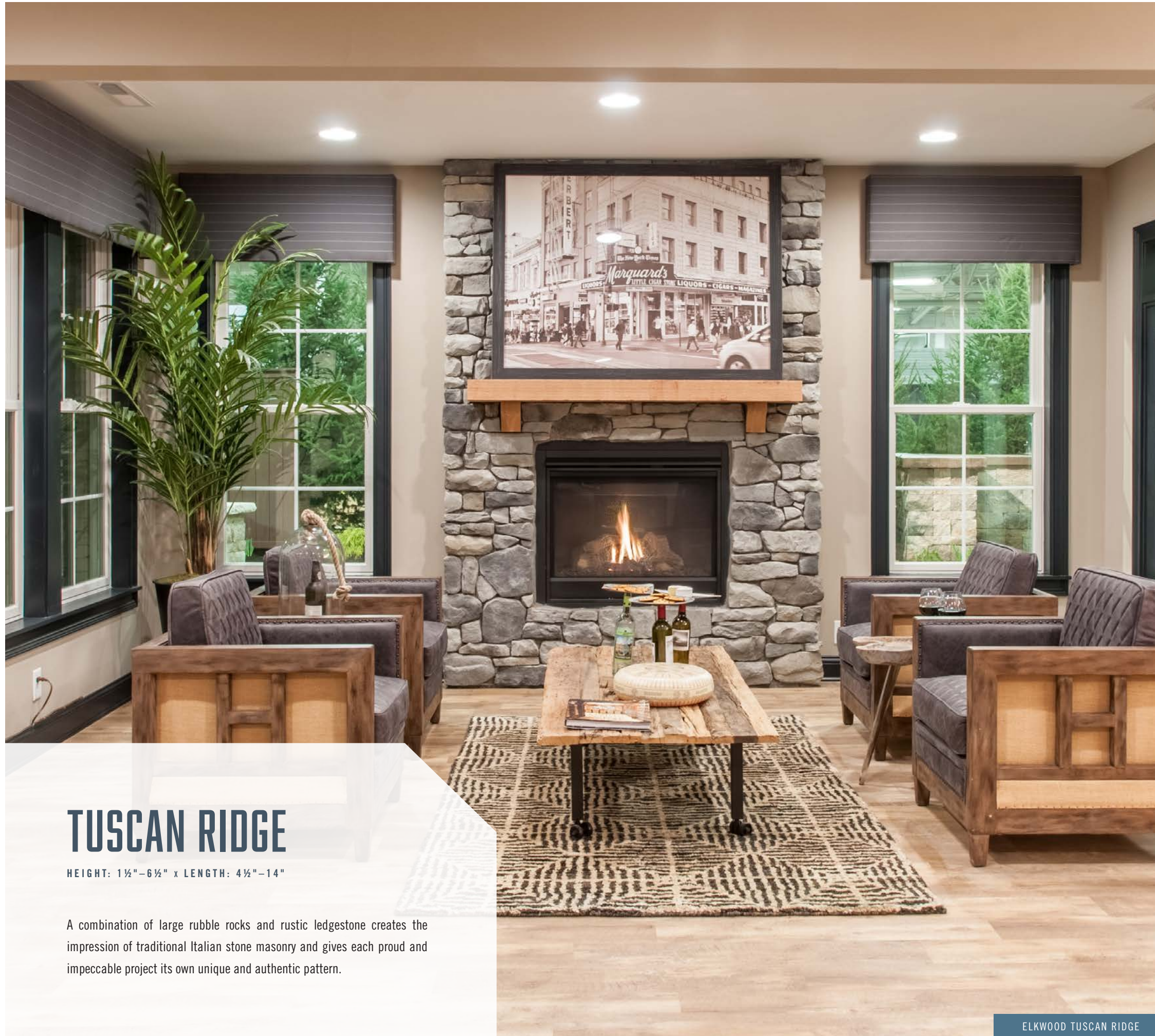
## OUR PRODUCTS

With equal parts pride and precision, Dutch Quality craftsmen create a wide selection of stone styles, colors and sizes — even thoughtfully designed accessories — for your interior, exterior, residential and commercial projects.

Our original master molds are meticulously crafted to capture the rich beauty and complex character of natural stone. It's a process that requires both art and technology.

Not to mention, the steadfast support of our customers. With customer service that's as finely hewn to the values of "Dutch" quality as our products. It's our solemn commitment: To make certain we're always aligned with your project, budget and timing. And above all, your style.

Otherwise, it just wouldn't be Dutch Quality Stone®.



# TUSCAN RIDGE


HEIGHT: 1 1/2" - 6 1/2" x LENGTH: 4 1/2" - 14"

A combination of large rubble rocks and rustic ledgerstone creates the impression of traditional Italian stone masonry and gives each proud and impeccable project its own unique and authentic pattern.

ELKWOOD TUSCAN RIDGE

“For more than two decades, Dutch Quality has built a reputation for producing a fine quality product. Their consistency in style, coloring and packaging makes them pleasing to both the eye of the customer and the hand of the mason.”


- Shawn Wittmer  
Rock Solid Cut Stone & Supply



ELKWOOD



NATURAL BLEND



SIENNA



WINTER POINT

# WEATHERED PLANK 4 & 6

HEIGHT: 4" OR 6" x LENGTH: 36"

Molded to precisely capture the grain and character of natural, reclaimed barn wood — but with all the beauty, quality and value you expect from Dutch Quality Stone. Combine 4" and 6" planks to add true rustic charm.



WINESBURG WEATHERED PLANK 4 & 6



INDUSTRIAL GREY WEATHERED PLANK 6



WINESBURG WEATHERED PLANK 4



INDUSTRIAL GREY WEATHERED PLANK 4



WINESBURG WEATHERED PLANK 6



INDUSTRIAL GREY WEATHERED PLANK 6



# DRY STACK

HEIGHT: 2" & 4" x LENGTH: 5"-24"

Reinforcing our legacy of beauty, quality and value, Dry Stack panels create a look of intricately stacked natural stone but with increased installation efficiency. No grouting small ledge stones or prolonged construction timelines required.


SIENNA DRY STACK




ARIZONA




ASHEN



CYPRESS




PENNSYLVANIA



PRESTIGE




SIENNA



WINTER POINT



NATURAL BLEND




PENNSYLVANIA



PRESTIGE



QUAIL GREY



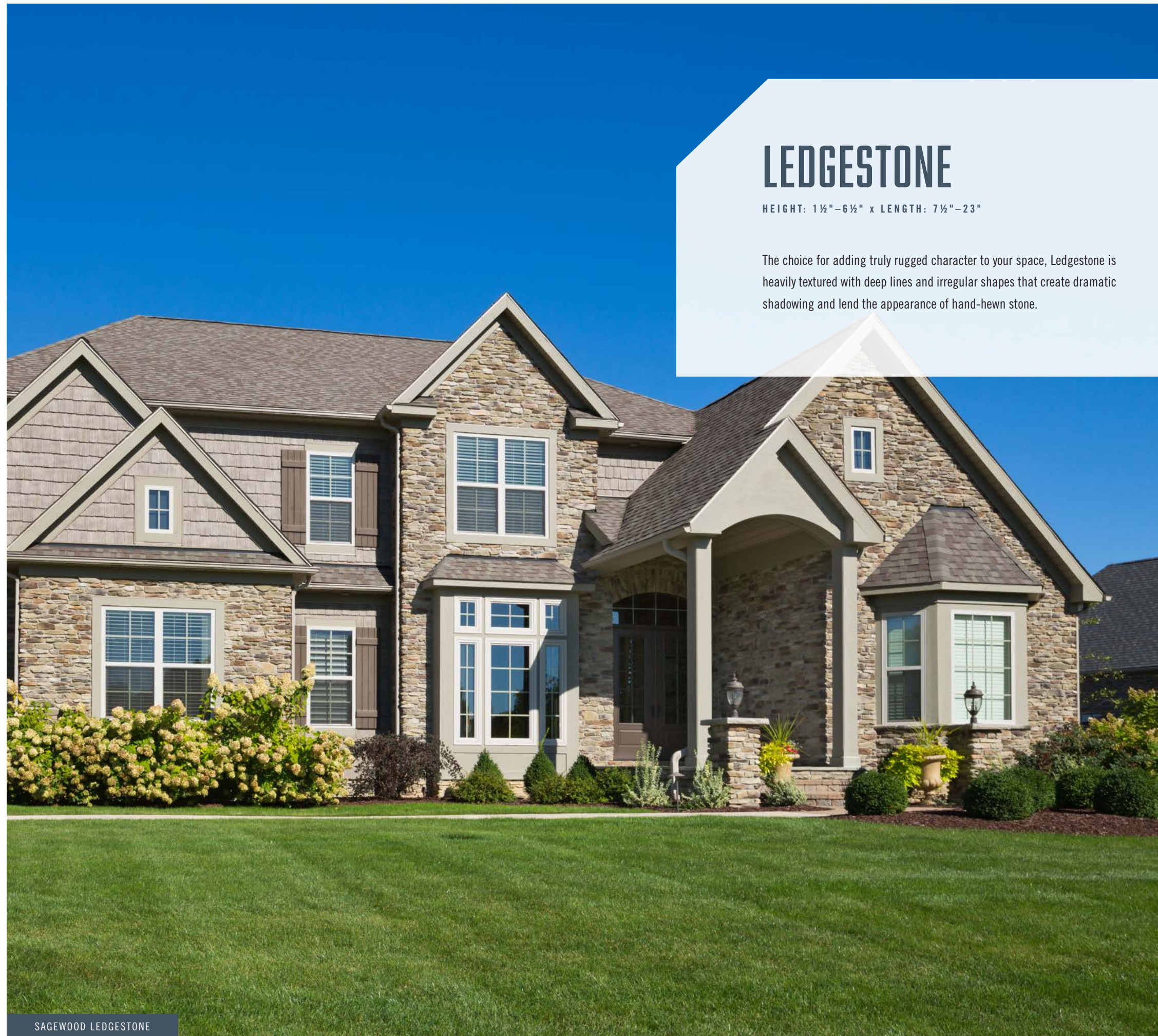
SAGEWOOD



SIENNA



SIENNA LEDGESTONE



SAGEWOOD LEDGESTONE

# LEDGESTONE

HEIGHT: 1 1/2" - 6 1/2" x LENGTH: 7 1/2" - 23"

The choice for adding truly rugged character to your space, LedgeStone is heavily textured with deep lines and irregular shapes that create dramatic shadowing and lend the appearance of hand-hewn stone.



# WEATHER LEDGE

HEIGHT: 1½"–7½" x LENGTH: 4"–23"


Long, rectilinear stones in varying heights feature a distressed, gracefully aged surface and truly distinctive look. Weather Ledge is shaped to ensure tight dry-stack installation and moderate shadow relief, even when grouted.




ASHEN WEATHER LEDGE



TAN WEATHER LEDGE



CYPRESS




ELKWOOD



PRESTIGE




QUAIL GREY



SAGEWOOD




WINTER POINT



ASHEN



NATURAL BLEND




PENNSYLVANIA



SIENNA



TAN



TORINO



# LIMESTONE

HEIGHT: 2½"-7½" x LENGTH: 4"-22"

Precisely crafted for the clean, classic appeal of hand-chiseled limestone in molded shapes and regular sizes that are easily installed. The timeless look of Limestone is a favorite among designers, masons and homeowners.


PENNSYLVANIA LIMESTONE



CHARCOAL




COLUMBUS BLEND



ELKWOOD



GREAT LAKES



KENTUCKY BLEND



OHIO TAN



PENNSYLVANIA



AUTUMN BLEND



GREAT LAKES LIMESTONE




# FIELDSTONE

SMALLEST: 5" x LARGEST: 22"

With rustic textures and forms seemingly tumbled by time, our Fieldstone looks like it was harvested from the countryside. But it's actually the result of a meticulous, time-honored molding process resulting in natural, organic shapes.

KENTUCKY FIELDSTONE



PENNSYLVANIA FIELDSTONE




KENTUCKY



PENNSYLVANIA



SIENNA



TORINO



PENNSYLVANIA FIELDSTONE

“Delivering a product to our customers that represents true pride and old-world craftsmanship has become the experience of a lifetime for our family.”

- Aarin Downs Vest & Dave Downs  
Stone Connections, LLC





# STACK LEDGE

HEIGHT: 1 1/2" - 6 1/2" x LENGTH: 7 1/2" - 21"

The irregular surface details and chiseled textures of Stack Ledge are crafted for a sturdy and authentic look in any application. When squaring the edges, Stack Ledge allows for a tighter, more installer-friendly fit.

SAGEWOOD STACK LEDGE



SIENNA STACK LEDGE




AUTUMN BLEND



FALLBROOK




SAGEWOOD



SIENNA



STEINHAUS



TORINO



# ROUGH ASHLAR

HEIGHT: 3½"–12½" x LENGTH: 6"–23"

Rough Ashlar is an ideal option for projects that need to maintain a traditional style while providing a contemporary edge. Mixed stone sizes offer an aesthetic assortment with textural diversity to compose a cohesive collection.



GREYSTONE



TRAILHEAD



WINTER POINT



# EVERY DAY, WE ARE INSPIRED BY THOSE WE SEEK TO INSPIRE.

It's a circle of skill and honor and devotion. From Dutch Quality craftsmen to architects and designers to stonemasons and yard hands to business and homeowners, pride goes in, pride goes up and pride goes on.

It's how we strike the perfect balance of beauty, quality and value in every Dutch Quality Stone®.



NATURAL BLEND WEATHER LEDGE



SIENNA STACK LEDGE



PENNSYLVANIA LEDGESTONE



SIENNA DRY STACK



NATURAL BLEND WEATHER LEDGE

# DUTCH QUALITY STONE® FOR INTERIORS

In man's hierarchy of needs, shelter is essential. As is the timeless tradition of bringing nature in to keep the elements out — with enduring beauty and dignity. Dutch Quality Stone provides the inspiration to transform a simple wall, create a focal point or carve out intimate corners in wide-open great rooms. Our stones give you a range of choices that create authentic character, texture and pride.



# DUTCH QUALITY STONE® FOR EXTERIORS

For as long as people have been building spaces in which to gather, stone has been their sturdy, beautiful and proud material of choice. That's still true today. Our artisan-crafted stone styles bring an organic element to outdoor walls, fireplaces, patio-scapes, kitchens and more, marrying the rugged textures and subtle colors so loved in nature with the ease of installation only Dutch Quality Stone can deliver.

ELKWOOD LIMESTONE



SAGEWOOD LEDGESTONE



SAGEWOOD LEDGESTONE



SAGEWOOD WEATHER LEDGE



PRESTIGE DRY STACK



PRESTIGE WEATHER LEDGE





LIMESTONE COLUMBUS BLEND

## DUTCH QUALITY STONE® FOR COMMERCIAL

Our commitment to time-honored craft doesn't end at the home. No way. Dutch Quality Stone offers a wide selection of stone veneer styles to add beauty, character and eye-catching detail to every commercial application. Without the engineering and budget demands associated with natural stone. How? Our production team carefully mixes old-fashioned craftsmanship and advanced technology, so that high-volume orders are quickly fulfilled to meet our exacting standards. And yours. To keep you on time and on budget — while capturing attention, inviting foot traffic and maximizing property value. Anything else just wouldn't be Dutch Quality.



LIMESTONE AUTUMN BLEND



LEDGESTONE PENNSYLVANIA



OHIO TAN LIMESTONE



LEDGESTONE



LIMESTONE OHIO TAN



# THE FINISHING TOUCH.

Dutch Quality Stone® accessories are the details that lend a beautiful and enduring finish to every residential or commercial project — not to mention, a clean, rugged transition for windows, doorways and other materials. All Dutch Quality accessories are offered in a variety of textures, shapes and colors to coordinate with your stone. See page 41 to match your stone color with a complementary accessory color.

## HEARTHSTONES

SIZING: 20" x 19"

Hearthstones have the appearance of chiseled edges and weathered top surfaces for the perfect finishing touch.



FOGG



MIST



TAUPE



TAN



BROWN



GREY



## MANTELS & BRACKETS

Adding a mantel has never been easier. Our stone mantels are installed using a strapping system attached to brackets and tied into wall studs for a quick, uncomplicated and completely secure installation. Available in **Brown, Fogg, Tan and Taupe**.

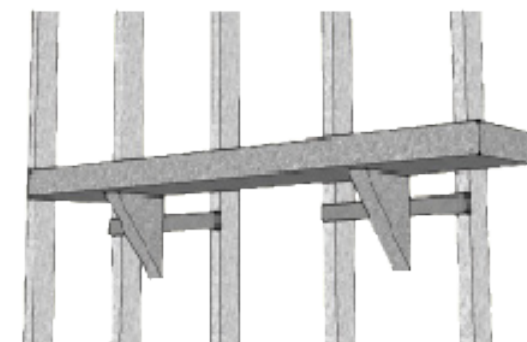


### MANTEL DIMENSIONS

60" (L) x 10" (W) x 2½" (H)

### BRACKET DIMENSIONS

11" (H) x 6½" (D) x 2½" (W)



# WINDOW TRIM

Available in **Brown, Grey, Fogg, Tan** and **Taupe**. Shown in **Tan**.



## FLAT WINDOW TRIM

22¾" (L) x 6½" (W) x 1½" (D)



## TRIM STONES

8" (L) x 6" (W)



## ROW LOCKS

5" [L] x 4" [W]  
7" [L] x 5" [W]



# KEYSTONES

Available in **Brown, Grey, Fogg, Tan** and **Taupe**. Shown in **Tan**.

## CHISELED EDGE KEYSTONES

*Large Keystone* – 7", 12" (W) x 11" (H) x 1½" (D)  
*Small Keystone* – 6", 9" (W) x 8" (H) x 1½" (D)



# SILLS

Available in **Brown, Grey, Fogg, Tan** and **Taupe**. Shown in **Tan**.

## WATER TABLE SILL

23½" (L) x 3" (H) x 2½" (D)



## CURVED SILL

35½" (L) x 4" (H) x 1½" (D)



# CAPSTONES



## WALL CAPS

- 12" (W) x 23½" (L) x 2" (D)
- 14" (W) x 23½" (L) x 2" (D)
- 16" (W) x 23½" (L) x 2" (D)

Available in **Brown, Grey, Fogg, Tan** and **Taupe**. Shown in **Tan**.



## PIER CAPS

- 22" (W) x 22" (L) x 3" (D)
- 30" (W) x 30" (L) x 3" (D)

Available in **Brown, Grey, Fogg, Tan** and **Taupe**. Shown in **Tan**.



## FLAT WALL CAPS

- 10" (W) x 24" (L) x 2¼" (D)
- 12" (W) x 24" (L) x 2¼" (D)
- 14" (W) x 24" (L) x 2¼" (D)
- 16" (W) x 24" (L) x 2¼" (D)
- 18" (W) x 24" (L) x 2¼" (D)

Available in **Brown, Fogg, Tan, Grey** and **Taupe**. Shown in **Taupe**.



## NATURAL CAPS

- 20" (W) x 20" (L) x 2" (D)
- 24" (W) x 24" (L) x 2" (D)

Available in **Brown, Fogg, Tan** and **Taupe**. Shown in **Taupe**.



## NATURAL CAPS

- 18" (W) x 36" (L) x 2" (D)

Available in **Brown, Fogg, Tan** and **Taupe**. Shown in **Brown**.



## CHISELED CAPS

- 22" (W) x 22" (L) x 3" (D)
- 24" (W) x 24" (L) x 3" (D)
- 31" (W) x 31" (L) x 3" (D)

Available in **Brown, Fogg, Tan** and **Taupe**. Shown in **Brown**.

# QUOINS

Available in **Brown, Grey, Fogg, Tan** and **Taupe**. Shown in **Tan**.



**QUOIN FLAT**

23½" (W) x 8" (H)



**QUOIN CORNER**

12" (W) x 8" (H) x 8"(D)



**QUOIN FLAT**

11½" (W) x 8" (H)

# UTILITY ACCENTS

Available in **Brown, Grey, Fogg, Tan** and **Taupe**. Shown in **Tan**.



**WATER HYDRANT BLOCK**

6½" (W) x 8" (H)  
1½" Diameter Opening



**RECEPTACLE BLOCK**

6½" (W) x 8" (H)  
2½" (W) x 4" (H) Opening



**LIGHT BLOCK**

8" (W) x 11" (H)  
4" Diameter Opening

# MISCELLANEOUS

Available in **Brown, Grey, Fogg, Tan** and **Taupe**. Shown in **Tan**.



**90° JUMPER CORNERS**

11" (W) x 10" (H) x 4" Return



**JUMPER FLATS**

11" (W) x 11" (H)



**135° CORNER**

8" (L) x 4 1/2" (H) x 5" Return  
Available in **Limestone Profile** only.



# ACCESSORY COLORS



BROWN



FOGG



GREY



TAN



TAUPE



MIST

# ACCESSORY COLOR SELECTION GUIDE

## LIMESTONE

Autumn Blend  
Charcoal  
Columbus Blend  
Elkwood  
Great Lakes  
Kentucky Blend  
Ohio Tan  
Pennsylvania

## Hearthstone

Brown  
Grey  
Tan, Mist  
Grey, Fogg, Taupe  
Tan, Mist  
Grey, Fogg  
Tan, Mist  
Taupe, Brown

## Accessories

Brown  
Grey  
Tan  
Grey, Fogg, Taupe  
Tan  
Grey, Fogg  
Tan  
Taupe, Brown

## LEDGESTONE

Natural Blend  
Pennsylvania  
Prestige  
Quail Grey  
Sagewood  
Sienna

## Hearthstone

Tan, Mist  
Taupe, Brown Grey,  
Fogg  
Grey  
Taupe, Fogg  
Tan, Taupe, Brown, Mist

## Accessories

Tan  
Taupe, Brown  
Grey, Fogg  
Grey  
Taupe, Fogg  
Tan, Taupe, Brown

## WEATHER LEDGE

Ashen  
Elkwood  
Natural Blend  
Pennsylvania  
Prestige  
Quail Grey  
Sagewood  
Sienna  
Tan  
Torino  
Winter Point

## Hearthstone

Brown, Fogg  
Grey, Fogg, Taupe  
Tan, Mist  
Taupe, Brown  
Grey, Fogg  
Grey  
Taupe, Fogg  
Tan, Taupe, Brown, Mist  
Tan, Mist  
Tan, Taupe, Mist  
Grey

## Accessories

Brown, Fogg  
Grey, Fogg, Taupe  
Tan  
Taupe, Brown  
Grey, Fogg  
Grey  
Taupe, Fogg  
Tan, Taupe, Brown  
Tan  
Tan, Taupe  
Grey

## FIELDSTONE

Kentucky  
Pennsylvania  
Sienna  
Torino

## Hearthstone

Grey  
Taupe, Brown  
Taupe, Brown  
Tan, Mist

## Accessories

Grey  
Taupe, Brown  
Taupe, Brown  
Tan

## DRY STACK

Arizona  
Ashen  
Pennsylvania  
Prestige  
Sienna  
Winter Point

## Hearthstone

Tan, Mist  
Brown, Fogg  
Taupe, Brown  
Grey, Fogg  
Tan, Taupe, Brown, Mist  
Grey

## Accessories

Tan  
Brown, Fogg  
Taupe, Brown  
Grey, Fogg  
Tan, Taupe, Brown  
Grey

## STACK LEDGE

Autumn Blend  
Fallbrook  
Sagewood  
Sienna  
Steinhaus  
Torino

## Hearthstone

Brown  
Grey, Tan, Mist  
Taupe, Fogg  
Tan, Taupe, Brown, Mist  
Grey, Fogg  
Tan, Taupe, Mist

## Accessories

Brown  
Grey, Tan  
Taupe, Fogg  
Tan, Taupe, Brown  
Grey, Fogg  
Tan, Taupe

## WEATHERED PLANK 4

Industrial Grey  
Winesburg

## Hearthstone

Tan, Grey, Mist  
Taupe, Grey

## Accessories

Tan, Grey  
Taupe, Grey

## WEATHERED PLANK 6

Industrial Grey  
Winesburg

## Hearthstone

Tan, Grey, Mist  
Taupe, Grey

## Accessories

Tan, Grey  
Taupe, Grey

## TUSCAN RIDGE

Elkwood  
Natural Blend  
Sienna  
Winter Point

## Hearthstone

Grey, Fogg, Taupe  
Tan, Mist  
Tan, Taupe, Brown, Mist  
Grey

## Accessories

Grey, Fogg, Taupe  
Tan  
Tan, Taupe, Brown  
Grey



## MORTAR TINT

Available in:  
Brown, Taupe and Tan

# PROFILE INDEX



**WEATHERED PLANK 4**  
Industrial Grey  
(H) 4"  
(L) 36"  
pg. 10-11



**WEATHERED PLANK 4**  
Winesburg  
(H) 4"  
(L) 36"  
pg. 10-11



**WEATHERED PLANK 6**  
Industrial Grey  
(H) 6"  
(L) 36"  
pg. 10-11



**WEATHERED PLANK 6**  
Winesburg  
(H) 6"  
(L) 36"  
pg. 10-11



**DRY STACK**  
Arizona  
(H) 2" & 4"  
(L) 5"-24"  
pg. 13



**DRY STACK**  
Ashen  
(H) 2" & 4"  
(L) 5"-24"  
pg. 13



**STACK LEDGE**  
Sienna  
(H) 1 1/2"-6 1/2"  
(L) 7 1/2"-21"  
pg.23



**STACK LEDGE**  
Steinhaus  
(H) 1 1/2"-6 1/2"  
(L) 7 1/2"-21"  
pg.23



**STACK LEDGE**  
Torino  
(H) 1 1/2"-6 1/2"  
(L) 7 1/2"-21"  
pg.23



**LIMESTONE**  
Autumn Blend  
(H) 2 1/2"-7 1/2"  
(L) 4"-22"  
pg.19



**LIMESTONE**  
Charcoal  
(H) 2 1/2"-7 1/2"  
(L) 4"-22"  
pg.19



**LIMESTONE**  
Columbus Blend  
(H) 2 1/2"-7 1/2"  
(L) 4"-22"  
pg.19



**DRY STACK**  
Pennsylvania  
(H) 2" & 4"  
(L) 5"-24"  
pg. 13



**DRY STACK**  
Prestige  
(H) 2" & 4"  
(L) 5"-24"  
pg. 13



**DRY STACK**  
Sienna  
(H) 2" & 4"  
(L) 5"-24"  
pg. 13



**DRY STACK**  
Winter Point  
(H) 2" & 4"  
(L) 5"-24"  
pg. 13



**WEATHER LEDGE**  
Ashen  
(H) 1 1/2"-7 1/2"  
(L) 4"-23"  
pg. 16-17



**WEATHER LEDGE**  
Elkwood  
(H) 1 1/2"-7 1/2"  
(L) 4"-23"  
pg. 16-17



**LIMESTONE**  
Elkwood  
(H) 2 1/2"-7 1/2"  
(L) 4"-22"  
pg.19



**LIMESTONE**  
Great Lakes  
(H) 2 1/2"-7 1/2"  
(L) 4"-22"  
pg.19



**LIMESTONE**  
Kentucky Blend  
(H) 2 1/2"-7 1/2"  
(L) 4"-22"  
pg.19



**LIMESTONE**  
Ohio Tan  
(H) 2 1/2"-7 1/2"  
(L) 4"-22"  
pg.19



**LIMESTONE**  
Pennsylvania  
(H) 2 1/2"-7 1/2"  
(L) 4"-22"  
pg.19



**FIELDSTONE**  
Kentucky  
5"-22"  
pg.21



**WEATHER LEDGE**  
Natural Blend  
(H) 1 1/2"-7 1/2"  
(L) 4"-23"  
pg. 16-17



**WEATHER LEDGE**  
Pennsylvania  
(H) 1 1/2"-7 1/2"  
(L) 4"-23"  
pg. 16-17



**WEATHER LEDGE**  
Prestige  
(H) 1 1/2"-7 1/2"  
(L) 4"-23"  
pg. 16-17



**WEATHER LEDGE**  
Quail Grey  
(H) 1 1/2"-7 1/2"  
(L) 4"-23"  
pg. 16-17



**WEATHER LEDGE**  
Sagewood  
(H) 1 1/2"-7 1/2"  
(L) 4"-23"  
pg. 16-17



**WEATHER LEDGE**  
Sienna  
(H) 1 1/2"-7 1/2"  
(L) 4"-23"  
pg. 16-17



**FIELDSTONE**  
Pennsylvania  
5"-22"  
pg.21



**FIELDSTONE**  
Sienna  
5"-22"  
pg.21



**FIELDSTONE**  
Torino  
5"-22"  
pg.21



**TUSCAN RIDGE**  
Elkwood  
(H) 1 1/2"-6 1/2"  
(L) 4 1/2"-14"  
pg.9



**TUSCAN RIDGE**  
Natural Blend  
(H) 1 1/2"-6 1/2"  
(L) 4 1/2"-14"  
pg.9



**TUSCAN RIDGE**  
Sienna  
(H) 1 1/2"-6 1/2"  
(L) 4 1/2"-14"  
pg.9



**WEATHER LEDGE**  
Tan  
(H) 1 1/2"-7 1/2"  
(L) 4"-23"  
pg. 16-17



**WEATHER LEDGE**  
Torino  
(H) 1 1/2"-7 1/2"  
(L) 4"-23"  
pg. 16-17



**WEATHER LEDGE**  
Winter Point  
(H) 1 1/2"-7 1/2"  
(L) 4"-23"  
pg. 16-17



**LEDGESTONE**  
Natural Blend  
(H) 1 1/2"-6 1/2"  
(L) 7 1/2"-23"  
pg.14



**LEDGESTONE**  
Pennsylvania  
(H) 1 1/2"-6 1/2"  
(L) 7 1/2"-23"  
pg.14



**LEDGESTONE**  
Prestige  
(H) 1 1/2"-6 1/2"  
(L) 7 1/2"-23"  
pg.14



**TUSCAN RIDGE**  
Winter Point  
(H) 1 1/2"-6 1/2"  
(L) 4 1/2"-14"  
pg.9



**LEDGESTONE**  
Quail Grey  
(H) 1 1/2"-6 1/2"  
(L) 7 1/2"-23"  
pg.14



**LEDGESTONE**  
Sagewood  
(H) 1 1/2"-6 1/2"  
(L) 7 1/2"-23"  
pg.14



**LEDGESTONE**  
Sienna  
(H) 1 1/2"-6 1/2"  
(L) 7 1/2"-23"  
pg.14



**STACK LEDGE**  
Autumn Blend  
(H) 1 1/2"-6 1/2"  
(L) 7 1/2"-21"  
pg.23



**STACK LEDGE**  
Fallbrook  
(H) 1 1/2"-6 1/2"  
(L) 7 1/2"-21"  
pg.23



**STACK LEDGE**  
Sagewood  
(H) 1 1/2"-6 1/2"  
(L) 7 1/2"-21"  
pg.23



## WARRANTY

Dutch Quality Stone® Inc., warrants, subject to the terms and conditions of the full written warranty, that its manufactured concrete products shall be free from defect in materials, manufacturing, and workmanship for a period of 50 years from the date of purchase. The manufacturer will not be liable for any cracked or damaged product due to mishandling, building settlement, improper installation, discoloration due to airborne contaminants, or acts of God beyond the control of the manufacturer. This warranty is limited to the original purchaser and may not be transferred. (Complete manufacturer's warranty is available on our website: [dutchqualitystone.com](http://dutchqualitystone.com))

### Additional Notes

Just as natural stone will vary in color, Dutch Quality Stone will reflect some degree of variation in color.

Actual stone color may vary from brochure. It may also vary from existing structures.

Veneer stone is not intended for and will not hold up to foot traffic.

Like any other cement product, under certain weather temperatures and conditions, stone may have signs of efflorescence.

Just as natural stone shows signs of scuffing, occasionally Dutch Quality Stone will have light scuffing.

With proper handling, there should not be heavy scuffing.

Dutch Quality Stone is not responsible for discoloration due to run-off from adjacent building materials.

For answers to any questions not covered in this brochure, please contact us: 1-877-359-7866

For detailed installation instructions, specifications, technical information, and product evaluations, visit us online at [dutchqualitystone.com](http://dutchqualitystone.com).



Dutch Quality Stone meets or exceeds all ICC acceptance criteria.  
See ICC-ES Evaluation Report No. 1942 at [www.icc-es.org](http://www.icc-es.org).






Because Dutch Quality Stone® replicates natural stone, variations should be expected. Even though colors in this brochure are as close to the actual stone as possible, photographic and printing techniques — and actual viewing conditions — can alter perception of color. We recommend obtaining a sample of Dutch Quality Stone before placing an order.

If you would like more information on prices, availability of stone, the name of your local distributor, or answers to any questions not covered in this brochure, please contact us. We are happy to assist you with your stone building plans. Detailed installation instructions, specifications, technical information, and test data are available on our website at: [dutchqualitystone.com](http://dutchqualitystone.com)

DISTRIBUTED BY:



071822

Dutch Quality Stone, 18012 Dover Road, Mt. Eaton, Ohio 44659

PH: 330.359.7866 FAX: 330.359.5990 877.359.7866

[dutchqualitystone.com](http://dutchqualitystone.com)

**Westlake**  
Royal Building Products™

SIDING & ACCESSORIES  
TRIM & MOULDINGS  
ROOFING  
STONE  
WINDOWS  
OUTDOOR LIVING